



You could use these pages  
and print them  
so you have worksheets to  
write on.

or

You could use paper you  
have at home to complete  
the challenges.


You could print these letter mats to use when you are writing.

 snail in the rain <b>ai</b>	 what can you see? <b>ee</b>	 <b>igh</b>	 <b>oa</b>	 pigeon at the zoo <b>oo</b>	 brown cow <b>ow</b>	 <b>oi</b>	 <b>ur</b>	 <b>or</b>
 may I play? <b>ay</b>	 cup of tea <b>ea</b>	 <b>ie</b>	 blow the snare <b>ow</b>	 <b>ue</b>	 shout it out <b>ou</b>	 toy for a boy <b>oy</b>	 a better letter <b>er</b>	 yawn at dawn <b>aw</b>
 make a cake <b>a-e</b>	 monkey <b>ey</b>	 nice smile <b>i-e</b>	 phone home <b>o-e</b>	 huge brute <b>u-e</b>	 <b>wh</b>	 <b>ph</b>	 whirl and twist <b>ir</b>	

 oo	 air	 tion	 fire, fire! ire	 ch	 sh	 qu	 th	 ng
 ar		 tious cious	 ear	<u>ed / ing</u> jump <u>ed</u> jump <u>ing</u>		<u>er / est</u> slow <u>er</u> slow <u>est</u>		
 ure		<u>es</u> <u>ch</u> , <u>sh</u> , <u>ss</u> , <u>x</u> , <u>zz</u> bench <u>es</u> brush <u>es</u> glass <u>es</u> box <u>es</u> buzz <u>es</u>						


Story Map for Tatty Ratty

Postcard from Tatty Ratty to Molly



A series of seven horizontal lines for writing, with a vertical line on the right side.

LOST





---

---

---

---






---

---

---

---



---

---

---

---

TATTY RATTY



---

---

---

---