

Progression – Creating Media (KS1)

Creating Media		
	<i>Year 1 pupils will...</i>	<i>Year 2 pupils will...</i>
Concepts	<p><u>Digital Painting</u></p> <p>Explain what different freehand tools do.</p> <p>Recognise computers can be used to create art.</p> <p>Recognise that a tool can be adjusted to suit my need.</p> <p>Decide when its appropriate to use each tool.</p> <p>Consider the impact of choices made.</p> <p>Compare painting with a computer to painting using brushes.</p> <p><u>Digital Writing</u></p> <p>To recognise that the Shift key changes the output.</p> <p>To know that text can be changed – appearance and colour.</p> <p>To recognise that text can be edited.</p> <p>To consider the impact of choices made.</p>	<p><u>Digital Photography</u></p> <p>To recognise that some digital devices can capture images on a camera.</p> <p>To talk about how to take a photograph.</p> <p>To recognise features of a ‘good’ photograph and make choices when composing a photograph.</p> <p>To identify how a photograph could be improved.</p> <p>To explain the effect of light on a photograph.</p> <p>To recognise that photographs can be changed after they have been taken.</p> <p><u>Making Music</u></p> <p>To identify that computers can be used to play sounds of different instruments.</p> <p>To compare playing music on instruments with making music on a computer.</p>

Key:

Concept

Skill

Progression – Creating Media (KS1)

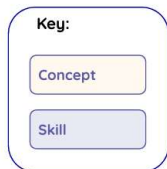
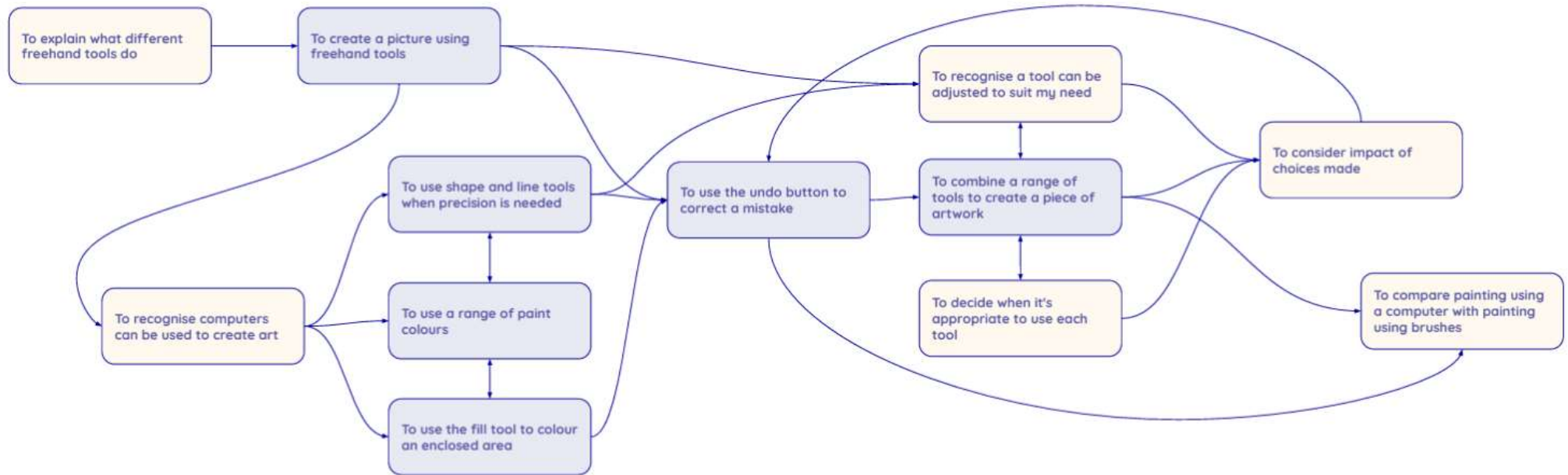
	<i>Year 1 pupils will...</i>	<i>Year 2 pupils will...</i>
Skills	<p><u>Digital Painting</u></p> <p>To create a picture using freehand tools.</p> <p>To use shape and line tools when precision is needed.</p> <p>To use a range of paint colours and the fill tool to colour an enclosed area.</p> <p>To use the undo button to correct a mistake.</p> <p>To combine a range of tools to create a piece of artwork.</p> <p><u>Digital Writing</u></p> <p>To use letter, number and space keys to enter text into a computer.</p> <p>To use punctuation and special characters.</p> <p>To select text.</p> <p>To use the backspace key to remove text.</p> <p>To position the text cursor in a chosen location.</p> <p>To use undo.</p> <p>To change the appearance of text on a computer.</p>	<p><u>Digital Photography</u></p> <p>To capture a digital image.</p> <p>To take photographs in portrait and landscape.</p> <p>To view photographs on a digital device.</p> <p>To hold the camera to take a clear photograph.</p> <p>To use zoom to change the composition of a photograph.</p> <p>To use zoom to change the composition of a photograph.</p> <p>To use filters to change the appearance and improve a photograph.</p> <p><u>Making Music</u></p> <p>To experiment with musical patterns on a computer.</p> <p>To use a computer to compose a melody or rhythm on a given theme.</p> <p>To use a computer to play music in different ways (e.g. adjusting tempo).</p> <p>To evaluate and improve a musical composition created on a computer.</p>

Key:

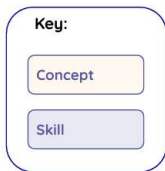
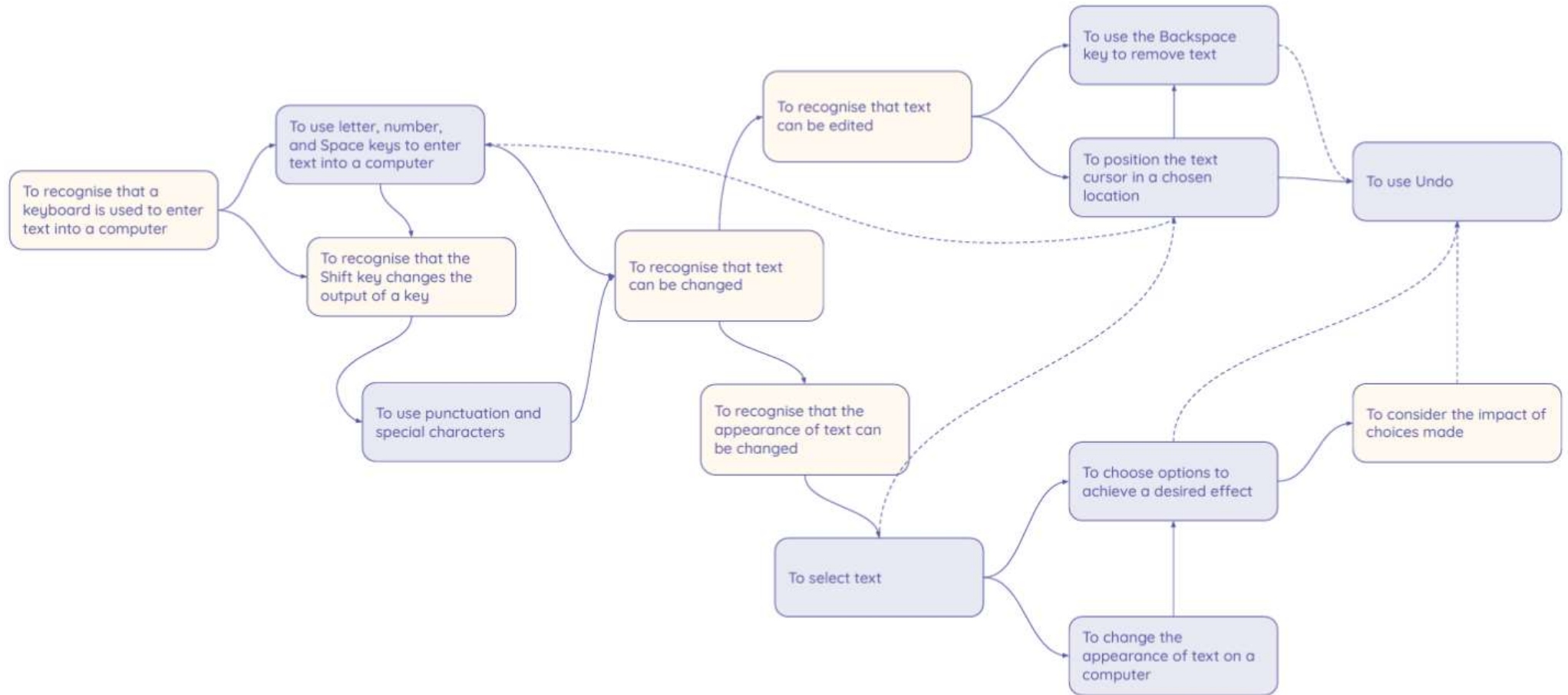
Concept

Skill

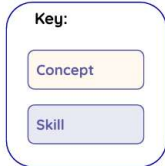
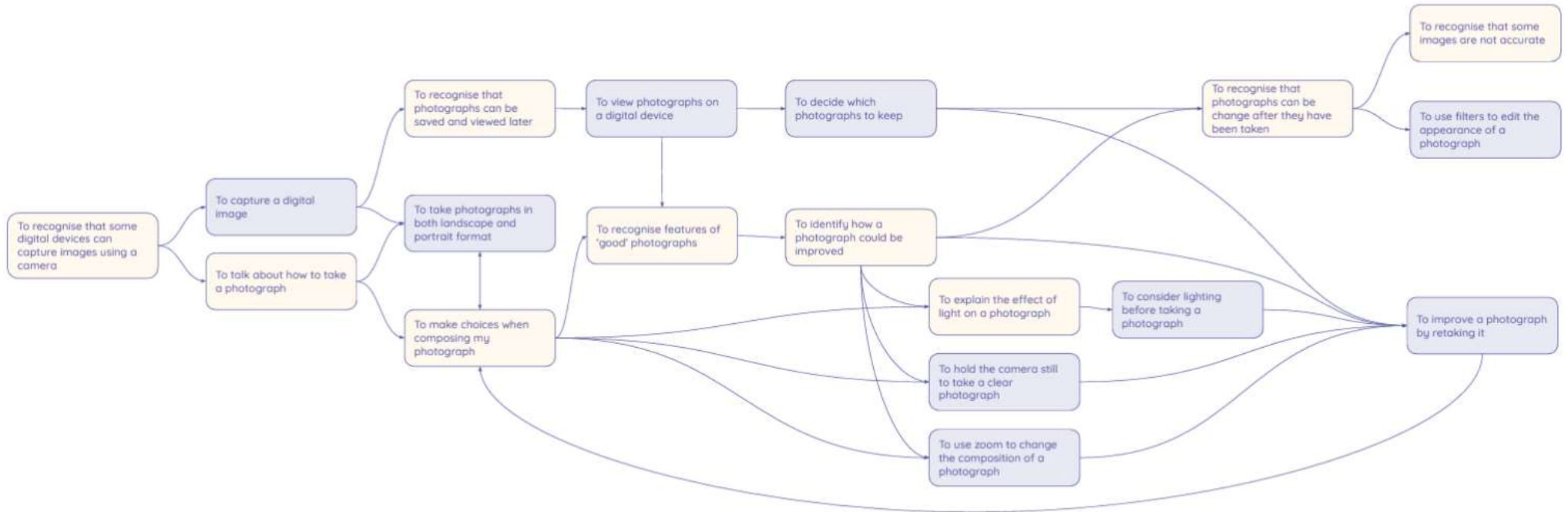
Year 1 – Digital Painting



Year 1 – Digital Writing



Year 2 – Digital Photography



Year 2 – Making Music

